

# Connecting

JULY 2023

NEWS FOR MANAGERS & MECHANICS

## When Do I Need A Charter Bus?

In a nutshell, if you are transporting (passengers that are not students), or if you are transporting passengers and the (cost is not covered by the school district), then a charter bus is required.

Here's a commonly asked question:

A daycare in our town wants us to transport children to the local pool. Is this a charter?

**Yes.** These children are not students and neither is the school district paying for the service.

Our current rate for charters is \$150 per hour. No daycare could ever afford to pay that to take children to the local pool. As a member of the community, we adjust our price so the daycare can use our service. It's good for the children and the community.

We have seventeen buses that are licensed for charter use. Those companies are: St. Peter, Chisago Lakes, Pine City, Lester Prairie, Seven Hills, and Westonka. Any of the managers possessing these buses can assist in providing a bus with the proper signage.

Using a charter bus includes having a specific driver file that includes all the information and forms required to be in a driver's charter file. In addition, the driver will have to fill out the two forms required to be in the driver's possession while driving.

If you are contacted by a wedding or church group for transportation, you probably want to consider putting them into contact with the closest manager that has charter buses.

When in doubt....don't be afraid to ask!



**The 4.0 Crew at the Saint Peter Fourth of July Parade**

**2023  
OVERALL  
42  
ACCIDENT COUNT**

**No accidents in June**

## Summer Workshop Schedule

**ALL FULL TIME STAFF MUST ATTEND**

### July 27th

#### Managers & Office Staff

8:30 – 2:30 Pioneer Bank Building, Mankato  
**1450 Adams Street, Mankato 2nd floor**

#### Mechanics

3:30— St. Peter for Hotel Check-in  
**1301 Old Minnesota Ave, St Peter, MN**

#### All Staff

5:00—Load bus at Best Western, St Peter  
for Summer BBQ & Fun.

*Bring your quarters if you want to play cards with the gang*

### July 28th

#### All Staff—Managers, Mechanics, Office

8:30—2:30 Custom Shop

# Connecting

## Glencoe-Silver Lake—2003

The area of Glencoe was laid out in 1855, and named after [Glen Coe](#), Scotland. A post office has been in operation at Glencoe since 1856. Glencoe was incorporated as a city in 1909.

U.S. Highway 212 and Minnesota State Highway 22 are the two main routes in the community and is approximately 55 miles west of Minneapolis, MN.

Silver Lake merged school districts with Glencoe, its neighbor 10 miles to the south, the fall of 1994.

There are approximately 1523 students in the school district. They have two elementary schools, one middle school, and a high school on two campuses. Three of our schools (one elementary, the middle school, and the high school) are located in Glencoe, and one elementary, "Lakeside" is located in Silver Lake.

Mike Hennek expanded to Glencoe in 2003 which was a long process. The first five years Bob Becker came in and managed a portion of the routes. At that time the Glencoe-Silver Lake School District had multiple private contractors filling their routes. By 2008, one of the contractors had closed and 4.0 took on their routes. It wasn't until 2016, when the last contractor was bought out by 4.0 and turned over the remaining Glencoe routes.

There have been a number of familiar faces managing the Glencoe location over the last 20 years. Bob Becker managed for the first five years, Terry Becker managed for nearly six years in between, and Tina Tuebert has been in the chair since the summer of 2019. But the employee that has the most 4.0 history and is a staple in Glencoe is mechanic, Tim Bode. He has nearly thirteen years!

Today, Glencoe has fifteen bus routes and eleven Type II routes.

Tina spends her free time with her husband and four children. Did you know her favorite sport is throwing darts. She is a fierce dart player and has traveled to Las Vegas many times to compete on a national level.



## BIRTHDAYS

### JULY

- 3rd—Adam Gondreau
- 4th—Rick Melton
- 11th—Jenn Nagorski
- 17th—John Gruenfelder
- 30th—Brent Johnson



## HEAT STROKE

### SYMPTOMS

- Throbbing headache
- Muscle weakness
- Nausea and vomiting
- Dizziness and headedness
- Rapid heartbeat
- Red, hot, and dry skin

No alcohol

Light clothing

Wear protection

Limit outdoor time

Use a sunscreen

More water

Cool shower

Don't overeat





# Company Vehicle Standards

*We Take Pride In The Way Our Buses and Vans Look In The Community*



Surpassing Your Greatest Expectations

school services

## **VEHICLE NUMBER—3 locations in black**

**Bus:** Next to passenger door, below small right taillight, and driver side behind stop sign.

**Van:** Passenger side front fender, driver side front fender and rear door, right side of license plate.

## **ID NUMBER: 2 locations:**

**Bus:** above passenger door and inside on front bulkhead.

**Van:** on the passenger side front fender above vehicle number and inside of driver door jam.

## **BELTLINE:**

**Bus:** 6" Or 9" Beltline: Company name centered on beltline on both sides of the bus, using passenger windows as a guide for front to back centering. It may be moved slightly ahead or back to avoid seams and rivets. Measure from rail below lettering (rail to bottom of lower case lettering) to ensure it is straight.



**Van or Type III:** Both sides back window with white 4.0 in bottom corner of window. White lettering is used for the Company name.

**4.0 SYMBOL:** 6.5" Large 4.0 (goes on both rear sides of the bus) slightly before the curve from the side of the bus to the rear of bus. Works best to stay ahead of the rivets. 2 ½ " 4.0 dropped slightly below and about a hand width behind the Company name ( both sides of bus). Somewhat like a period behind the Company name.

**OWNED AND OPERATED:** Placement of "Owned and Operated..." Drivers side behind passenger loading door. Whichever section is flat and will accommodate the decal. A Charter Bus (BY license plate) the Owned and Operated... is for the St Peter Company and is needed on both sides along with DOT number. St. Peter is the Company that carries the Charter authority.

**INTERIOR:** Location of Emergency Equipment must be labeled if the equipment is not clearly visible from the driver's area. All inside emergency exits must be labeled. And include instructions to open placed within 6" of the handle to open the exit.

**EXTERIOR:** Rear door of bus will be labeled as "UNLAWFUL TO PASS WHEN RED LIGHTS ARE FLASHING". Words must be exact as per MN State law. Emergency windows and doors are to be labeled as EMERGENCY EXIT on the outside of the bus.

## **RIMS:**

- Dayton Rim: Trim with Rustoleum brand aluminum paint and a sponge brush. Scuff and wipe down before painting.
- Bud Rim: Trim with Rustoleum brand aluminum paint and a sponge brush. Scuff and wipe down before painting.

**HOOD & FENDERS:** Glossy black fenders and bottom front of hood. Curve all joining tape lines with rounded object such as washer, tape roll, or whatever you have. Flat black paint is used on the top of the hood. Curve all corners using a large washer, tape roll, or whatever you have. Be sure to measure at the same location on each side to ensure uniformity.





# Connecting









*Wright County Safety Day with Rockford teaching about Stop Arm Cameras*



*Howard Lake Community Event With DJ & Bus Driver Chopper*



# JULY

Sun	Mon	Tue	Wed	Thu	Fri	Sat
						1
2	3	 <b>4.0 Holiday</b>	PAYROLL	PO LISTS DUE	7	8
9	10	11	12	13		15
16	PAYROLL	PO LISTS DUE	19	20	21	22
23	24	25	26			29
30		<div style="border: 2px solid blue; border-radius: 15px; padding: 10px;"> <h2 style="text-align: center; margin: 0;">SUMMER CLEANING DEADLINES</h2> <ul style="list-style-type: none"> <li>JULY 15TH—SHOP DECLUTTERED &amp; SCRAP REMOVED</li> <li>JULY 31ST—BUS CLEANING, PAINTING, AND RIMS COMPLETED</li> <li>JULY 31ST—OFFICE DEEP CLEANED</li> </ul>  </div>				